



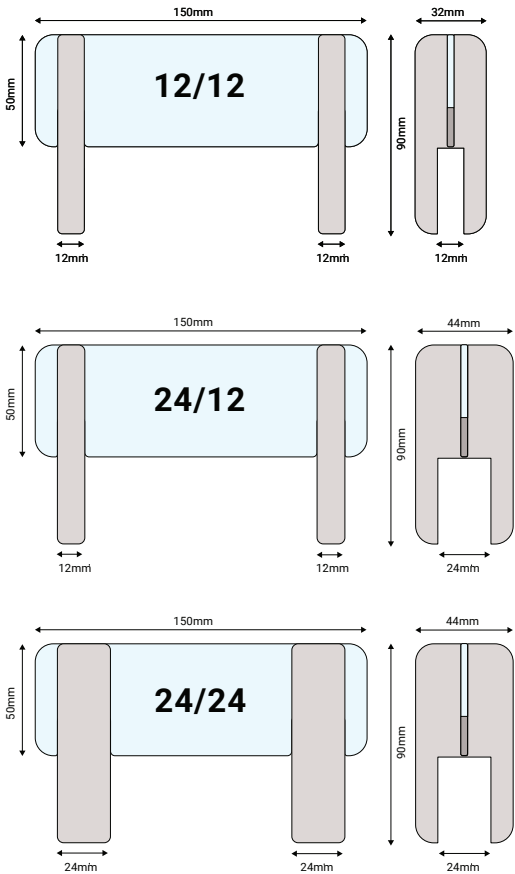
12/12 - 579 Pistachio

FENTE® Desk Screen Name Holder

With its simple design, the Desk Screen Name Holder provides a professional way to display staff names at workstations and shared desks. Crafted from Australian-made acoustic EchoPanel® and finished with genuine Perspex® clear acrylic panels made from 100% recycled material, it slides effortlessly over desk screens to deliver a cohesive, modern look. Lightweight, durable, and easy to update, this custom-made holder can also be produced from your own desk screen off-cuts – reducing cost, minimising waste, and ensuring every workspace is clearly identified and seamlessly organised.

- 100% recycled PERSPEX® panels
- 80% recycled PET
- Australian made EchoPanel®
- Portable for hot-desking
- Custom sizes available to suit any screen

| | |
|----------------|---|
| Material | EchoPanel® 12 / 24mm & PERSPEX® 3mm |
| Size | 150 w x 90 h x 32 / 44 d (mm) |
| Design | EchoPanel® Feet x2 / PERSPEX® Clear acrylic panels x2 |
| Design Options | 12/12 = 12mm screen / 12mm material 24/12 = 24mm screen / 12mm material 24/24 = 24mm screen / 24mm material |
| Colour Range | Avaialble in full EchoPanel® colour range |
| Customisable | Yes (POA) |



12/12 - 542 Charcoal

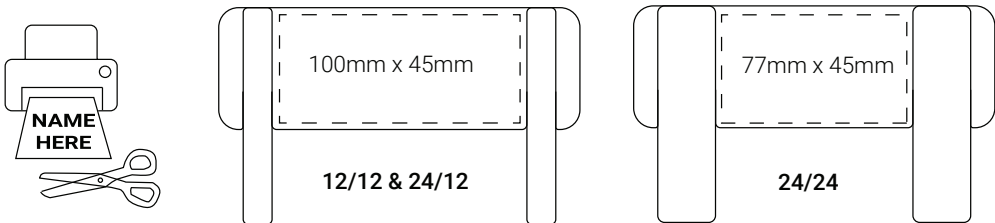
FENTE® Desk Screen Name Holder is designed for installation on standard 12 mm and 24 mm desk screens. Manufactured from Australian-made acoustic EchoPanel® and genuine Perspex® clear acrylic, they are developed to complement and seamlessly match existing screen systems. Please ensure your name holder has been ordered in the correct material, colour, and thickness when pairing with an existing desk screen.

Components

- EchoPanel® feet/pegs (2x) in either 12 or 24mm
- PERSPEX® Clear Acrylic panels (2x)
- Paper name card (not supplied) – to be printed by customer on std office paper

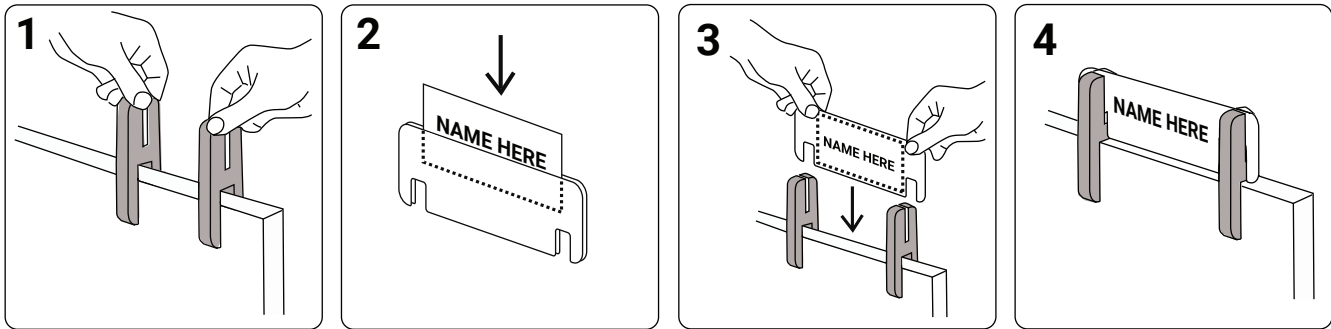
Preparing the Paper Name Card

- Print your desired text or design, then trim to size with scissors or a paper cutter.
- Use standard office paper (80–100 gsm) in any office printer.
- Recommended sizes:
For 12 mm screen option: 100 mm wide x 45 mm high
For 24 mm screen option: 77 mm wide x 45 mm high



Assembly

- Slide EchoPanel® feet over the desk screen edge.
- Place your printed paper name card between the two PERSPEX® panels.
- Insert PERSPEX® acrylic panels and name card into the EchoPanel® feet slots.



Care

- To clean PERSPEX®, gently wipe it with a soft microfiber cloth and a solution of mild dish soap in lukewarm water, then rinse with clean water and dry with a fresh cloth; avoid paper towels, glass cleaners, alcohol, or abrasive pads, as these can scratch or damage the surface.
- To clean Echopanel® see website for additional care instructions