



**EchoPanel[®] now available
with easy fit chamfer edges.**

Avoid unsightly butt joints with Mitchells EchoPanel® easy fit chamfer edge range.



SQUARE EDGE JOIN



CHAMFER V15 JOIN

Allow for easy installation with a beautifully resolved panel to panel join creating an elegant shadow line. The chamfered edge range on these acoustic wall panels make them compatible with other precision cut designs and are available in 12mm and 24mm thickness depending on acoustic requirements. Square edge and custom chamfer designs also available on request.

EchoPanel® is Australian made, Global GreenTag™ certified with a Platinum Product Health Declaration, low Volatile Organic Compounds (VOC), Red-List free, and has published ingredient transparency through Declare.

Dimensions:

Length (Chamfer edge): 2780[#]mm (+/-2mm)

Width (Square edge): 1180[#]mm (+/-2mm)

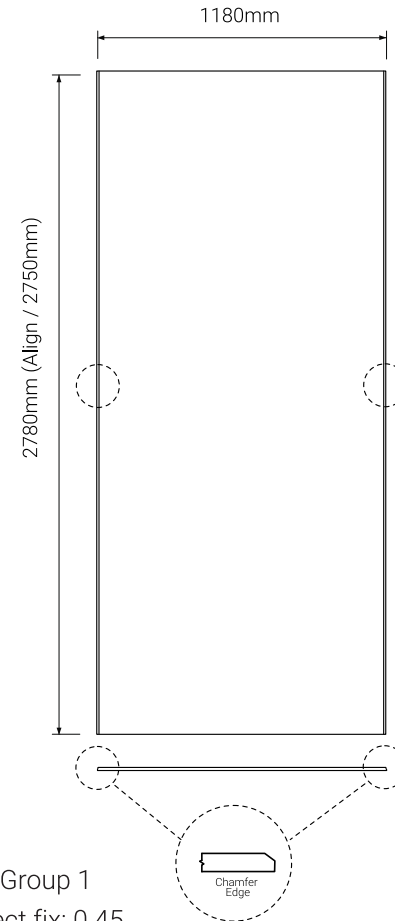
Thickness: 12 & 24mm (+/-7%)

#Note Align is 2750 x 1180mm

Specifications:

Fire Test Result: AS 1530.3 / ISO 9705 Group 1

Noise Reduction Coefficient (NRC): Direct fix: 0.45

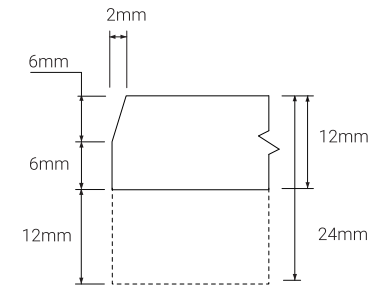


Chamfer Details

Custom chamfer designs & square edge also available

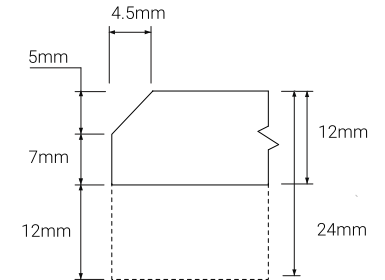

Chamfer V15

Code: CHV15W2D6



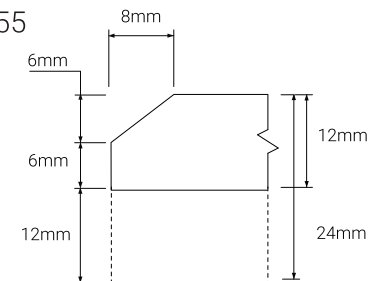
Chamfer V45

Code: CHV45W4.5D5



Chamfer Align* / V55

Code: CHV55W8D6



*Matches Longitude, Latitude, Meridian, Empire, Palace & OHM



9558 0800

mitchellgroup.com.au