

Laminex®

Profiled Cabinetry Sheets



Introducing Laminex Profiled Cabinetry Sheets

Laminex Profiled Cabinetry Sheets are a contemporary, design-led solution to add texture and interest to any interior space.

The range is designed to work with

SURROUND
by Laminex™



Joinery uses Laminex Profiled Cabinetry Sheets – Classic VJ 50 painted in Dulux Mid Cypress.

The latest in solutions for painted cabinetry, this range of profiled sheets are ready for your trade to cut to size and finish in your chosen colour.

Contemporary Design

From timeless vertical designs to contemporary scallops and soft undulating curves, Laminex Profiled Cabinetry Sheets add textural interest to cabinetry.

The range is designed to seamlessly integrate spaces with popular Surround by Laminex Decorative Wall Panels.

Proudly Made in Australia

All Laminex Profiled sheet products are proudly manufactured in Australia using the best available and environmentally sustainable timbers.

Premium Quality

Manufactured using premium grade medium density fibreboard, Laminex Profiled Cabinetry Sheets are stain and impact-resistant, robust and high-performing, making them ideal for any space from the kitchen, bathroom and laundry, to the playroom, bedrooms and hallway.



Joinery features **Laminex Profiled Cabinetry Sheets – Classic VJ 100** in Dulux Benang, wall features **Surround by Laminex – Classic VJ 100** in Dulux Coalition.


The Range.



Joinery features **Laminex Profiled Cabinetry Sheets – Classic VJ 100** Painted in Dulux Still.

Classic VJ 50

Classic design featuring linear boards separated by vertical joints that complements the original style of a traditional interior, adds depth and texture to a contemporary space, or seamlessly combines the old with the new in a heritage renovation.




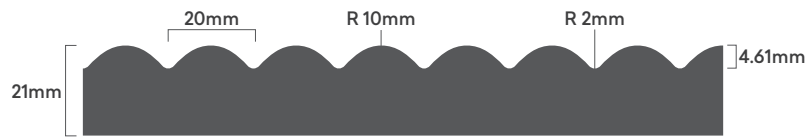
Classic VJ 100

This most timeless and recognisable profile features 100mm linear boards separated by vertical grooves, making it the perfect update on Hamptons and Shaker styles bringing architectural shape to the simplest spaces.



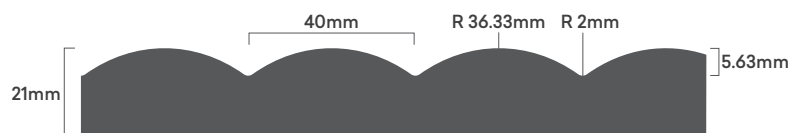
Demi Round 20

A delicate profile of narrow routing and gently curved edges creates a subtle textural effect. Its finer profile is highlighted when combined with Demi Round 40.




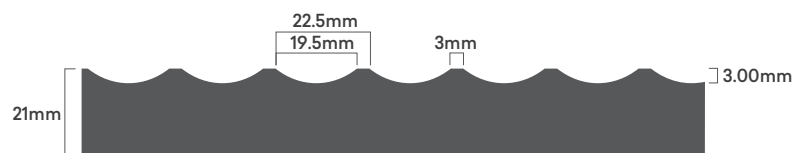
Demi Round 40

This curving profile softens the look of joinery, creating a calming effect and detail with its softly turned edges.



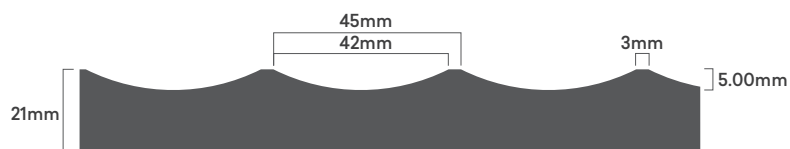
Scallop 22.5

This elegant fine scalloped profile features undulating curves and distinct peaks to play on light and shadow.



Scallop 45

This stylish and popular design features wide softly undulating curves to provide a modern and textural interest to cabinetry.



Joinery uses **Laminex Profiled Cabinetry Sheets – Demi Round 20** painted in Dulux Manila.





Technical and warranty Information

All technical information including Availability Guides, SDS, Technical Data Sheets, Fabrication & Installation Guide and Warranties are located at **laminex.com.au**

Laminex Profiled Cabinetry Sheets have a seven year warranty.

The designs of the Laminex Profiled Cabinetry Sheets range are protected by Australian Design Registrations.

Visit us

For location of your closest showroom or more information visit **laminex.com.au**

Call Us

For trade enquiries **132 136**

Follow Us

 facebook.com/LaminexAU

 au.pinterest.com/LaminexAU

 instagram.com/LaminexAU

 youtube.com/LaminexAU

Laminex



Scan QR code for
more information.