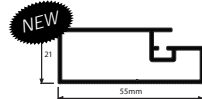
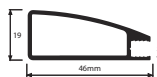
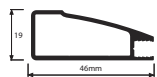




Customer A:	Page of		
Address:	Customer Signature		
Customer B:	<i>OFFICE USE ONLY v7</i>	<i>PORT</i>	<i>DINGLEY</i>
Address:	<i>Job</i>		
Phone:	Fax:	<i>Invoice Number</i>	
Contact:	Date Ordered:	<i>Date of Order Received</i>	
Order Reference:	O/N:	<i>Box Required</i>	<i>YES</i> <i>NO</i>

1 FRAME:



- CA = Clear Andoised 19 Square (CA) 46 Step (CA) 46 Curved (CA) 43x55 Flat (CA) 9x55 Box (CA) 55 Slimline (CA)
 ES = Euro Stainless 43x55 Flat (ES)

2 INSERT: **HG** = Perspex® ultra high gloss **F** = Perspex® Frost with anti fingermark finish **P** = Perspex® Pearlescent (Note a degree of shading can occur)
PS = Perspex® Pearlescent Satin (Note a degree of shading can occur) **R** = Euromir reflective **M** = aluminium perforated mesh (Note dents may occur if handled incorrectly) **SAR** = Clear Abrasion resistant acrylic ***C** = Commercial grade acrylics, which are not covered by a warranty or guarantee.

****GLASS** = Door sizes with glass should not exceed 600mm wide by 2100mm high. **Please note all non translucent (N.T.) inserts are single sided only, back face may differ in colour and or finish and is not guaranteed.**



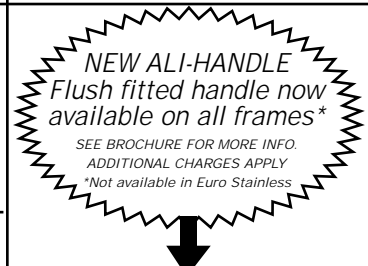
- | | | | | |
|--|---|---|--|---|
| <input type="checkbox"/> Acid Opal 384* (C) | <input type="checkbox"/> Charcoal Dusk S29T23 (F) | <input type="checkbox"/> White 81880 (M) | <input type="checkbox"/> Snow White S21T41 (F) | <input type="checkbox"/> Gold 20 (R) |
| <input type="checkbox"/> Clear 000 (HG) | <input type="checkbox"/> Electric Blue S27T69 (F) | <input type="checkbox"/> White Birch 37131 (M) | <input type="checkbox"/> Caramel Gold 5PY0 (P) | <input type="checkbox"/> Grey 40 (R) |
| <input type="checkbox"/> Clear SR000 (SAR) | <input type="checkbox"/> Glacier Green S26T21 (F) | NON TRANSLUCENT (N.T.) | | |
| <input type="checkbox"/> Neutral Tint 9T21 (HG) | <input type="checkbox"/> Hot Chocolate S25T33 (F) | <input type="checkbox"/> Black 962 (HG) | <input type="checkbox"/> Carbon SA9631 (Gloss Face / Satin Back) | <input type="checkbox"/> Clear** (Toughened) |
| <input type="checkbox"/> Opal 010* (HG) | <input type="checkbox"/> Polar White S2030 (F) | <input type="checkbox"/> Café Latte 5263 (HG) | <input type="checkbox"/> Carbon SA9631 (Satin Face / Gloss Back) | <input type="checkbox"/> Frosted** (Toughened) |
| <input type="checkbox"/> Opal 030 (HG) | <input type="checkbox"/> Sandstone Brown S2ST18 (F) | <input type="checkbox"/> Opal 069 (HG) | <input type="checkbox"/> Pearl 1PY1 (P) | <input type="checkbox"/> Safety Mirror** |
| <input type="checkbox"/> Opal 050 (HG) | <input type="checkbox"/> Stone Grey S29T21 (F) | <input type="checkbox"/> Scarlet Rose 4262 (HG) | <input type="checkbox"/> Sandstorm SA9PY6 (PS) | <input type="checkbox"/> _____ |
| <input type="checkbox"/> Arctic Blue S27T77 (F) | <input type="checkbox"/> Clear Andoised 00001 (M) | <input type="checkbox"/> Shadow Grey 9563 (HG) | <input type="checkbox"/> Platinum 9PY2 (P) | <input type="checkbox"/> Multiple Inserts
Please fill in additional AliRail order form |
| <input type="checkbox"/> Burnt Orange S23T37 (F) | <input type="checkbox"/> Black 19268 (M) | | | |

3 Select Your Door / Panel -

- Hinged* Panel Only (No pre drilled holes) BiFold* (19mm Only)
 Hinge Holes only** ♦ Lift Easy♦ _____

*95° Hinge supplied with 19mm & 46mm profile, 110° Hinge supplied with 55mm profile. **Special hinge hole supplied on 19mm, 26mm Cup on 46mm, 35mm Cup on 55mm. ♦Additional drilling and or hardware charges may apply.

4 Door Size - Hinge positions are 100mm from the top & bottom to centre, other hinges equally spaced from the centre. Orders outside these specifications will not be covered by warranty or guarantees.



Qty	Height	Office Use Only	Width	Office Use	Special Comments	L or R Hinge from face of door	ALIHANDLE*			HANDLE POSITION refer codes below
							50	100	150	
1			X							
2			X							
3			X							
4			X							
5			X							
6			X							
7			X							
8			X							

LHT80: Left Hinged, Top, 80mm in from edge. RHT80: Right side, Hinged, Top, 80mm in from edge. LHC: Left side, Hinged, Centred. RHC: Right side Hinged Centred. LHB80: Left side, Hinged, Bottom, 80mm in from the edge. RHB80: Right side, Hinged, Bottom, 80mm in from the edge. PC: Panel, Non Hinged, Centred
 AliFrost® is a registered trademark of Mitchell Laminates. Mitchell Laminates intellectual property. Not to be copied or duplicated without permission.